














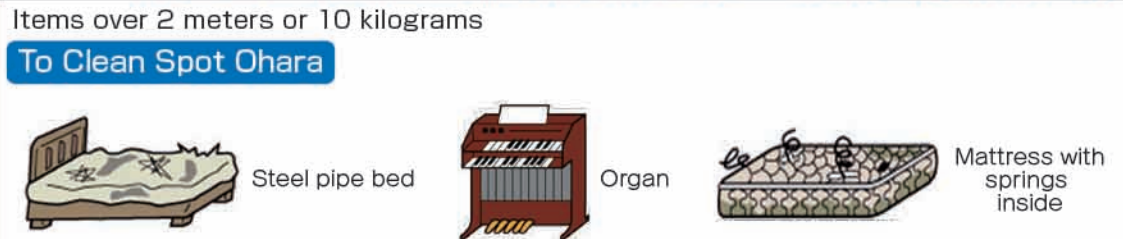


# How to separate and dispose trash in Ojiya

Type	Examples	Hints
Trash accepted by the city	<b>Burnable trash</b>  Garbage (Diaper should be removed into toilet) Refrigerant and Desiccant Video cassette Clothing Branches (under 60 cm long, 30 cm in diameter)	 <ul style="list-style-type: none"><li>Designated yellow bag for burnable must be used.</li><li>Branches should be in or wrapped with a "LARGE" designated bag.</li><li>Video cassette cases made of paper are burnable, other materials are to be buried.</li></ul>
	<b>Trash to be buried</b>  Items too large for designated bag (Shorter than 2 meters, lighter than 10kg) 	 <ul style="list-style-type: none"><li>Use designated blue bag for trash to be buried.</li><li>Weight per bag is limited to 10 kilograms.</li><li>Wrap broken items and edged tools in newspaper and write "ワレモノ" (broken items) or "ハモノ" (edged tools) on it.</li><li>Items sticking out of the trash bag cannot be collected.</li><li>Remove the lids so that we can make sure nothing is left inside.</li></ul>  <ul style="list-style-type: none"><li>Those items must be disposed with designated tickets.</li><li>Kerosene and batteries must be removed from heaters.</li><li>You can take them apart into small pieces and then put them in the designated blue trash bag.</li></ul>
	<b>Hazardous items</b> We cannot accept the items not on the list  Combustible items Batteries (dry-cell, button cell, small rechargeable, small appliances with built-in rechargeable batteries)	 <ul style="list-style-type: none"><li>Put them in a transparent bag and write "キケン" (harmful) on it.</li><li>Broken fluorescent tubes, lightbulbs, edged tools and glass go to "Trash to be buried".</li><li>Wrap mercury items with paper or put them in a case and write "スイギン" (mercury) on it, and then put them into a transparent bag with "キケン" (harmful) sign.</li><li>Empty lighters, spray cans, and fuel cans before disposal.</li></ul>
	<b>Plastic items</b> Bags, wraps, and trays with "プラ" mark 	<ul style="list-style-type: none"><li>Wash and empty contents before putting into a transparent bag.</li><li>Remove caps.</li></ul>
	<b>Cans and Bottles</b> Cans and Bottles for drinks, food, seasoning, medicine, and cosmetics 	<ul style="list-style-type: none"><li>Empty contents and wash them before putting into a transparent bag.</li><li>Cans and bottles can be in the same bag.</li><li>Cans shouldn't be crushed.</li><li>Cans over 4 liters go to "Trash to be buried"</li><li>Remove caps. Steel caps go to the trash to be buried. Plastic caps to plastic trash.</li></ul>
	<b>Plastic bottles</b> Plastic bottles with this mark  Caps and labels with this mark go to Plastic trash.  Bottles for sauce and oil go to Plastic trash. 	<ul style="list-style-type: none"><li>Empty contents and wash them before putting into a transparent bag.</li><li>Remove caps and labels and put them into Plastic trash.</li><li>Deformed or marker-painted ones go to "Trash to be buried".</li><li>Make the most of the recycling boxes at supermarkets too.</li></ul>
	<b>Used paper</b>  Waste paper that cannot be recycled goes to "Burnable trash".	<ul style="list-style-type: none"><li>Newspapers, magazines, flyers, and cardboards should be bundled separately with string.</li><li>Cardboards can be bundled with packing tapes too.</li><li>Remove metal fittings from cardboards.</li><li>These are collected rain or shine.</li></ul>
Trash to be taken to disposal facilities	<b>Large burnable trash</b> To Tokimizu disposal facility  You can take them apart into small pieces and then put them in the designated yellow trash bag.	
	<b>Oversized trash to be buried</b> Items over 2 meters or 10 kilograms To Clean Spot Ohara  All kinds of computers You cannot take them into the community trash cages	<p>Ask us about business hours and fees when you want to bring it into Tokimizu or Ohara.</p>
Trash not accepted by the city	Household appliances to be recycled, harmful items, hazardous items, flammable items, and other items that cannot be handled in the city disposal facilities. 